



**Insufflation Filter with Tubing Set**


m|devices Insufflation Filter with Tubing Set ensure reliable and effective carbon dioxide gas delivery to patients during minimally invasive laparoscopic surgery. These sets ensure efficient gas filtration, delivering 99.99% viral and bacterial filtration. Flat filter shape also available with luer lock connectors.

All sets come with a 3m tubing set and are compatible with a variety of insufflator connectors.

- ⊗ 99.99% filtration efficiency
- ⊗ Withstands high gas flow
- ⊗ Choice of connectors
- ⊗ Compatible with various insufflator connectors
- ⊗ Flat shaped filter available with Luer lock connectors



**Connectors**



Insufflation Filter with Tubing Set

Insufflation Filter with Tubing Set			STERILE
RE-ORDER	DESCRIPTION	LENGTH	CARTON QTY
<b>SU102500</b>	Insufflation Filter and Tubing Set with Male Luer Connector, 3m smooth	3m	25
<b>SU102501</b>	Insufflation Filter and Tubing Set with Push Fit Connector, 3m smooth	3m	25
<b>SU102502</b>	Insufflation Filter and Tubing Set with O-ring Connector, 3m smooth	3m	25
<b>SU102503</b>	Insufflation Filter and Tubing Set with 15/22mm Connector,3m smooth	3m	25
Flat Filter		LENGTH	CARTON QTY
<b>SU103000</b>	Insufflation Flat Filter and Tubing Set with Male Luer Lock Connector, 3m smooth	3m	25